

SHOWERS PAINTS

BEAUTIFUL COLOURS IN DURABLE COATING

RE
REALTY ELITE

QUALITY




CLASSIC RESULTS

COMPANY FAVORITE

OUR PAINTING SERVICES

To add value to the architectural designs of our environment through colours. This would in effect enhance the living conditions of our end - users and specifiers.

- ✓ SILK
- ✓ STUCCO FINISH
- ✓ 3-D PAINTING
- ✓ GLOSSY FINISH
- ✓ SCREEDING, ETC





Visit our trained
colour consultants
in-store to receive
free design and
inspiration advice

Contents

Creating easy colour schemes	4
Yellows	6
Oranges	8
Reds	10
Neutrals	12
Blues	14
Greens	16
Exterior	18
Colour tools	20
Colour reference	22
Useful information	23

Creating easy colour schemes with

Showers Colour Mixing...

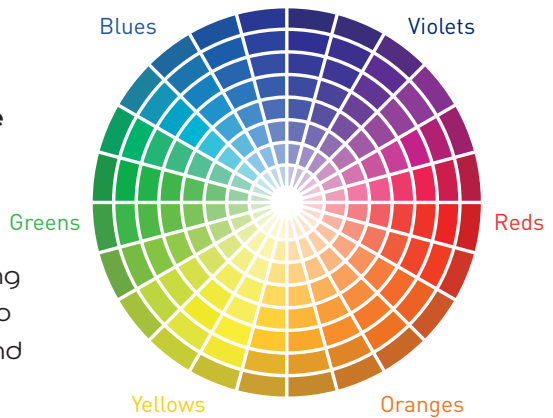
Our Colour Mixing offers you the widest range of colours, all specially mixed for you in-store. We have a database of over 12,000 colours via our colour mixing system.

By following a few simple steps you can find colours that go wonderfully together.

Let's Colour...

There are three easy ways to use the colour wheel to create a beautiful colour scheme.

Using the colour wheel makes it easy to combine colours for a stunning scheme. Here we show you 3 ways to combine colours in soft furnishings and on walls for a look you'll love.



Toning

Use your favourite colour on walls and pick accessories in shades from the same colour family for a chic, understated look.

We've combined Mulberry Burst with intense purple cushions for a rich and modern look.



Contrasting

To make a real style statement, combine colours from opposite sides of the colour wheel, such as red and green.

Here, the intense red shades of Redcurrant Glory provide the perfect backdrop for the contrasting green hues in the soft furnishings.



Harmonising

Using colours next to each other on the colour wheel, such as blue and green, is the perfect way to create a subtle, balanced scheme.

Here, the soft blue tones of Blue Reflection marry beautifully with green shades in accessories for a stylish, inviting living space.







Wall: Sunlight Yellow Far Wall Jasmine White

Yellows


Yellows add an air of openness and brightens any space especially where natural light is at a premium. To add a contemporary twist, combine yellows with neutrals, such as Wild Primrose and Malt Chocolate or Beeswax and Perfectly Taupe.




Ivory Lace




Daffodil White



Ochre White



Fresh Cream



Orchid White




Barley White



Wild Primrose




Pale Citrus



Forest Lake 6



Gardenia



Alibi*



Buttermilk



Lemon Tropics



Forest Lake 5



Honeysuckle



Buttersilk



Beeswax




Lemon Pie



Sunlight Yellow



Honeygold



Pale Ivory†



Buttercream



Lemon Zest




Twisted Bamboo 1



Del Sol



Bamboo



Calabash†



Sunny Gee



Cornfield



Goldcup

We have reproduced the colour guide as accurately as printing process would allow. †Only available in ready mixed.



Walls: *Physalis* and *Cookie Dough* Trim: *White*

Oranges


Oranges can impart a sense of warmth and welcome to any space. Balance the energy and vitality of Physalis with a good helping of a warm neutral such as Cookie Dough for a look that is contemporary but relaxed and easy to live with.



Apricot White




Soft Peach




Rose White



Desert Light



Pearl Earing




Natural Wicker



Autumn Light



Apricot Crush



Heirloom



Debutante



Sunbaked Terracotta



Cameo



Rustic Peach



Coral Flower



Natural Terracotta



Creamed Pumpkin



Tuscan Terracotta



True Terracotta



Campfire



Roasted Red



Cookie Dough



Brick Red



Physalis



Poppy



Cricket Ball



Russet



Spicy Marmalade



Vintage Murano



Monarch



Rich Brown⁺


We have reproduced the colour guide as accurately as printing process would allow. ⁺Only available in ready mixed.




Foreground: *Ruby Starlet* Far Wall: *Sweet Memory*

Reds


Mixing neutral and intense shades from the same colour family can ensure maximum drama and harmony. The boldness of Ruby Starlet is toned with the subtlety of Sweet Memory to create an up to the minute look of great character and personality.



Blossom White



Prelude




Strawberry n Cream



Vesper Bell



Dusted Fondant



Satin Bow



Sorbet




Fresh Bud



Pretty Pink



Dusted Damson



Sweet Memory



Shell



Sunset Pink



Sweet Pink



Gentle Lavender



Mud Hut



Cherry Soda



Sexy Pink



Raspberry Diva



Sugared Lilac



Redcurrant Glory



Celebration



Raspberry Bellini



Chinese Parasol



Passion Flower



Ruby Starlet



Post Office Red†



Crushed Berry



Rich Chestnut




Mulberry Burst


We have reproduced the colour guide as accurately as printing process would allow. †Only available in ready mixed.

Neutrals


Create a sense of personal space and simple sophistication using colours from our carefully chosen palette of neutrals.



White Cotton




Off White



Jasmine White




Natural Calico




Timeless



Nude Glow



Almost Oyster



Almond White



Magnolia




Crazy Cream




Belle De Jour



Totally Nutmeg



Palladian†



Ivory




Irish Coffee



Mellow Mocha



Natural Hessian



Autumn Stone



RosePetal




Biscuit Beige



Potter's Wheel



Soft Stone




Antique Satin



Irish Linen



Coffee Liqueur



Sierra



Muddy Puddle




Belgium Chocolare




Intense Truffle




African Mask




White Chiffon



Purely Shell



Vanilla Mist 1



White Mist



Simply Pearl




Swansdown




Gentle Fawn



Bone



Clouded Pearl 3



Lavender Haze



Just Walnut




Malt Chocolate



Silver




Heavy Seas



December Dawn



Egyptian Cotton



Perfectly Taupe



Sea Storm



Flake Grey



Rain Storm



Iced Frappe



Soft Truffle



Urban Obsession



Marine Grey



Merlin



Espresso Shot



Chocolate



Totally Cocoa



Connecticut Blue



Black




Far wall: Sierra Near wall: Soft Truffle

Blues


Blues are able to create space and a feeling of calm harmony in a room. New trends focus on teals, ocean and duck egg shades which can be warmed with natural wood or tones of coffee and mocha.




Violet White




Ash Lilac




Cornflower White



Blueberry White



Blue Chalk



Clouded Violet



Willow Herb




Kelp



Mineral Mist



Paradise Waters



Blissfull Blue



First Dawn



Blue Poppy



Splash Blue†



Cornish Dawn



Blue Babe



Jazz Blue



Delft China



Eko Blue†



Blue Reflection



Spring Crocus



Lost Lake



Sea Blue



Mediterranean Blue



Pacific Blue†



Windsor Blue



Midnight



Oxford Blue



Trafalgar



Teal Tension


We have reproduced the colour guide as accurately as printing process would allow. †Only available in ready mixed.



Wall: Cornish Dawn

Greens


The widest and most versatile of colour ranges, green, the essential colour of nature. Yellow-toned greens such as Melon Sorbet or Soft Apple are used with the latest interior trends. And the delicate bluer tones of Ice Blue and Alpine are always popular.




Jade White




Ice Blue




Spindrift



Apple White




Moorland Mist




Tuscan Glade 6



Willow Tree



Mint Icing




Soft Apple



Hopsack




Willow Balm



Pastel Green



Wellbeing




Alpine




Overtly Olive



Peppermint



Harmattan[†]




Gossamer



Eau de Nil



Moorland




Watercolour Green



Amazon



Putting Green



Melon Sorbet



Casuarina[†]



Regent Green



Richmond Green



National Green[†]



Wild Forest



Mustard

We have reproduced the colour guide as accurately as printing process would allow. [†]Only available in ready mixed.



Wall: Gossamer Woodwork: Pastel Green


Exterior

The colours below are ideal for exterior surfaces. No more than three colours should be used for masonry, trim and accent areas of a building.

Creams & Golds



Provençal Yellow




County Cream



Buttermilk



Cornish Cream



Classic Cream


Neutrals & Stones




Faux Fur



Brown Sandstone



Grey Fieldstone



Pale Morel




Simply Pearl


Whites & Greys




Graphica Grey




Grey Velvet



Lunar Grey



Frosted Grey



Pale Embers

Reds & Terracottas




Toasted Terracotta



Mellow Brick



Muted Ginger



Almost Apricot



Provençal White

Blues




Fjord Blue




Rococo Blue



Blue Shingle



Warm Teal




Azure White


Greens & Emeralds




Pure Pine




Subtle Sage



Pale Aloe



Salix



Leaf Dew

We have reproduced the colour guide as accurately as printing process would allow.



Wall: *Alpine and Off White*